



Body Seam Mouldings

Body Seam Mouldings in Stainless Steel

1. Should be used with later type stainless steel clips BMP128MS, which do not rust like the originals. These seam mouldings not only brighten up the car but are rust free and cheaper than genuine original replacement items. Available as a front kit and separate rear kit.

- a. For a pair of front8B12400
- b. For a pair of rear..... 8B12401

In plain metal (as standard).....Genuine

- c. Front fits R/H & L/H BMP127 BMP127MS
- d. Rear R/H BMP124 BMP124MS
- e. Rear L/H..... BMP125 BMP125MS

2. Roof trim. 1 Roll of specially shaped plastic trim sufficient for one saloon/sedan roof.



- a. Silver.....MT632
- b. Black.....MT633

Roof moulding, pre shaped black original as factory fitted by Rover from very late 1979 on. (supplied in 2 halves).

- c. Right hand YGA1106
- d. Left hand YGA1107
- e. Joining clips (front & rear). Order individuallyDBE10006PMD

3. Silver colored lower plastic body seam moulding. For better fitting we recommend genuine

	Genuine Chrome Type	Bright Silver
a. Fluted type as MK1/2.....	GZF105A.....	GZF105MS
b. Plain type as MK3on.....	GZF107A.....	



Rear Mudflaps


These are made to fit all saloons from 1984 onwards or any year when the Mini special plastic arches are fitted, tailored to fit with these arches only. Sold in pairs.

- 4. With the Mini Cooper laurel emblem.CAT10044
- 5. With the word 'Mini' emblem.AJM164
- 6. With the latest Mini logo emblem.CAT100870




Aerials

- 7. Wing mounting telescopic aerial.....MSA1118
- 8. Roof aerial for the 60's look. Stainless Steel...MSA1119
- 9. a. Replacement roof aerial antenna as fitted standard from 1996.....XUJ100070
- b. Base for roof aerial as fitted from 1996.....XUF000020
- 10. Anti Theft Aerial. Chrome & anodised 'staybright' aluminium aerials. includes 2 rods that can be cut down to any size. Fits all cars with screw in aerials 1996 on. Blue.....NMA1081 Red.....NMA1080 Black.....NMA1082



Bumpers

Mini Spares manufacture all the classic overriders, corner bars and bumpers in stainless steel with the correctly pressed holes and shapes to original specification. All parts are available separately or in kit form.

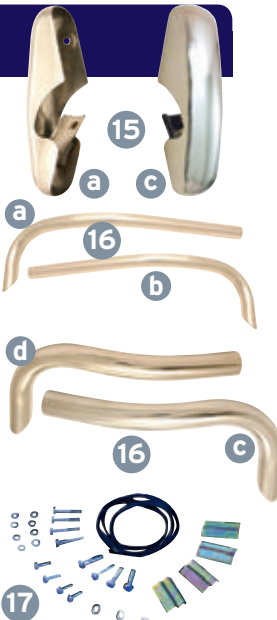


- 11. Original kit complete with bumpers, corner bars, overriders and all fittingsMS25
- 12. Front and rear kits of overider and corner bars, but less bumpers where purchasers wish to drill their own stainless steel bumpers. Reverse lamps fitted from 1983 on will have to be relocated using bracket MSSK024. (not shown).
 - a. For cars pre 1997 or late Coopers with 2 spot lamps only. Less bumpersMSSK025
 - b. Cars with 4 spot lamps or 1997 on, a different front kit with shorter corner bars is used with the original rear kit. Less bumpersMSSK026
 - c. Front kit only for cars with 4 spot lamps or 1997 on, has shorter corner bars. Less bumpers.....MSSK027
 - d. Front kit only for cars with 4 spot lamps or 1997 on, has shorter corner bars. With bumpers.....DPZ100270
- 13. a. Stainless steel bumper with holes for corner bars. Can be ordered individually14A9871
- b. Genuine Rover stainless steel bumper. (without holes). Order individuallyDPB10166
- c. Budget chrome bumper. Order individually14A6779MS
- d. Budget stainless steel bumper. Order individually..DPB10165MS
- 14. Clubman front bumper.....CZH600



Overiders

- 15. a. Stainless steel overider with hole for right hand front or left hand rear. Order individually.....14A9923
- b. Stainless steel overider with hole for left hand front and right hand rear. Order individually.....14A9924
- c. Plain stainless steel overider for MK2 without holes. Order individually..14A8738
- 16. a. Right hand front corner bar stainless steel. Order individually14A9877
- b. Left hand front corner bar stainless steel. Order individually14A9878
- c. Right hand rear corner bar stainless steel. Order individually14A9919
- d. Left hand rear corner bar stainless steel. Order individually14A9920
- 17. a. Fitting kit for MK1 corner bars and overiders. (As supplied in MS25). Order individuallyMSSK010
- b. Fitting kit for MK2 overiders only.MSSK011



Grill Fixings

- 18. Quick release grill buttons. Allow immediate access to the front of the engine bay. Ideal for competition use. Two holes need to be drilled in the front panel and grill for the bolts to be fitted.
 - a. Red alloy buttonsMS97
 - b. Blue alloy buttonsMS97B
 - c. Black buttonsMS98
 - d. Chrome buttonsMS99
 - e. Lightweight aluminium buttons.MS100

